




CAMAS PUBLIC LIBRARY

# QUARTERLY REPORT Q3 2018

 360.834.4692

 [www.camaslibrary.org](http://www.camaslibrary.org)

 625 NE 4th Ave. Camas, WA 98607

 [library@camaslibrary.org](mailto:library@camaslibrary.org)

# BORROWERS, VISITS, AND SERVICE DESK CONTACTS



Q3 2018  
VISITS 20,305

Q3 2017  
VISITS 23,343

% CHANGE -13%

## SERVICE DESK CONTACTS

	Q2 2018	Q3 2018
REFERENCE	1,226	3,255
OTHER*	4,359	6,093
<b>TOTAL</b>	<b>5,585</b>	<b>9,348</b>

\*DIRECTIONAL, POLICY ASSISTANCE, TECHNOLOGY HELP, ETC.



Q2 2018  
BORROWERS 10,461

Q3 2018  
BORROWERS 10,879

% CHANGE +3.8%

Q3


# OUR COLLECTION AND HOW IT'S USED

**48,312**

CHECKOUTS Q3 2018

**169,895**

TOTAL CHECKOUTS  
THUS FAR IN 2018

 **4%**

DECREASE FROM  
THIS TIME LAST  
YEAR

**111,234**

**Current Holdings\***

\*does not include digital holdings  
as the titles are co-owned as part of  
a statewide cooperative

Circulation of collections compared to Q3 2017

## BY AUDIENCE

ADULTS



**20%**

TEENS



**19%**

CHILDREN



**25%**

## BY FORMAT

A/V



**6%**

DIGITAL



**43%**

PHYSICAL



**.5%**

## Collections Most Checked Out in Q3

*All top checkouts were books from our physical collection.*

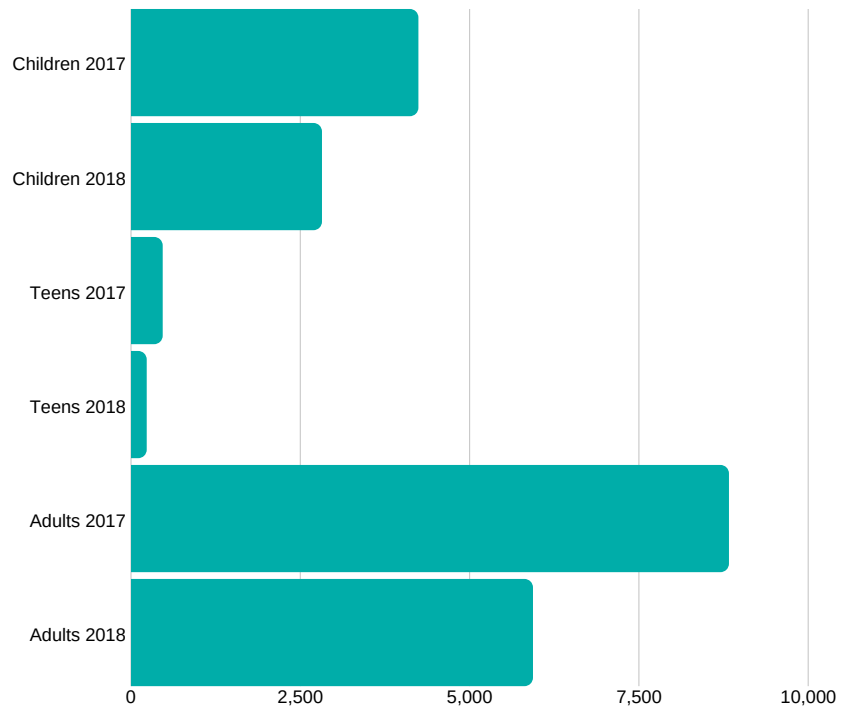
1. PICTURE BOOKS 9,162
2. ADULT FICTION 6,428
3. CHILDREN'S FICTION 5,512
4. ADULT NONFICTION 5,032
5. CHILDREN'S NONFICTION 4,004



Q3

# EVENTS

## Attendance at events by audience



Q3 2018 total events: **220**  
up **7%** from Q3 2017



Q3 2018 total attendance: **5,936**  
down **33%** from Q3 2017

## Number of Events and Attendees by Category

Outreach 16 | 763

STEM 8 | 169

Entertainment 16 | 643

Tour 1 | 9

Informational 1 | 6

Craft 19 | 194



Book Club 11 | 68

Environmental 3 | 164

Early Literacy 1 | 18

Advisory 2 | 14

Q3

# EVENTS Continued

## top 5 community connections *by number of people seen*

1. Farmer's Market Outreach - 180
2. First Friday Artist Reception (July) - 171
3. Storytime in the Park (Crown Park) - 91
4. Storytime in the Park (Lacamas Park) - 55
5. Storytime in the Park (Benton) - 47



*Above: Repair Cafe  
Left: 1,000 Books Before  
Kindergarten Ceremony*

## top 10

## most well-attended events in the Library

1. Repair Cafe - 131
2. Charlie the Noiseguy - 102
3. Patron Appreciation BBQ - 107
4. Bollywood Dance Demo - 95
5. All Ages Book Swap - 90
6. Children's Author Tiffany Lovelace - 88
7. BJ the Clown, Show #1 - 74
8. Tiny Tots Storytime - 58
9. Baby Storytime - 55
10. Big Kids Library Sleepover - 50



# ROOMS & COMPUTER USE

## MEETING ROOMS

People who utilized the Library's meeting rooms: **1,227**

{Down 45% from Q2 2018}

Number of events held:

**64**

{Down 59% from Q2 2018}

## PUBLIC COMPUTERS

Number of Sessions:

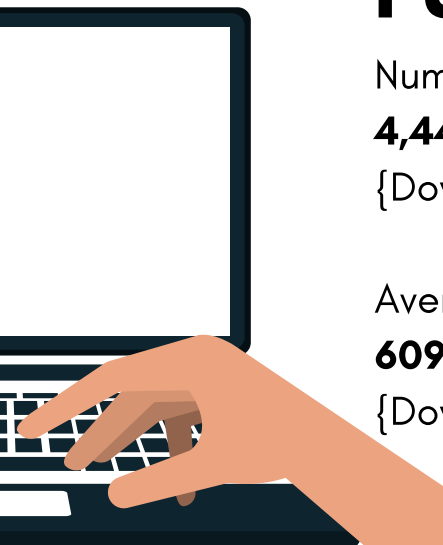
**4,445**

{Down 10% from Q2 2018}

Average Unique Users Monthly:

**609**

{Down 2% from Q2 2018}



Q3

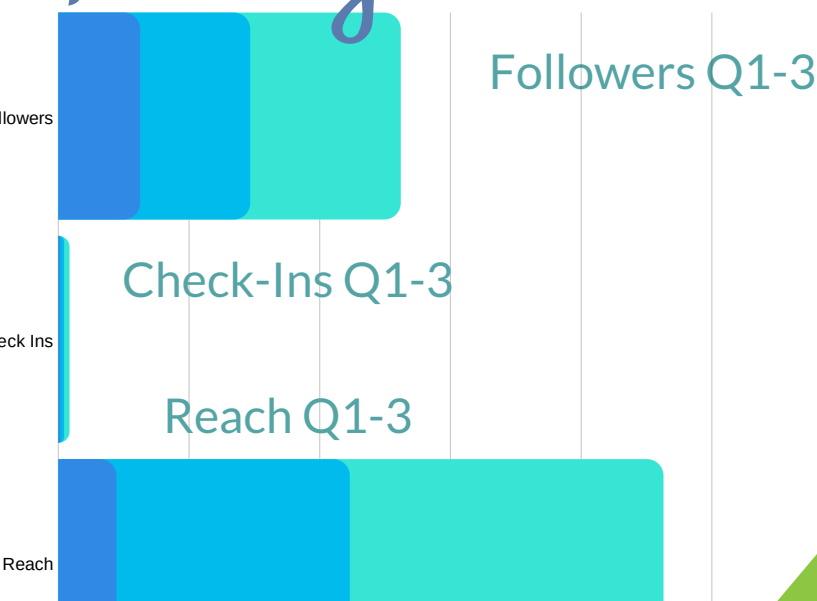
# SOCIAL MEDIA ENGAGEMENT



	Q3 2018	Q2 2018	% Change
Followers	2,597	2,530	3%
New Check Ins	88	134	-52%
Page Views	2,253	2,517	-12%
User Reach	62,342	79,721	-28%
Engaged Users	4,110	5,434	-32%
Total Engagement	6,604	8,828	-34%

	Q3 2018	Q2 2018	% Change	
Followers	2,377	2,435	↓ 2%	
Total Engagement	1,300	1,857	↓ -43%	

## Instagram



Q3



*Local children's author Tiffany Lovelace reads her picture book to a group of children.*



Camas Public  
**LIBRARY**

Unearth something extraordinary.