





CAMAS PUBLIC LIBRARY

QUARTERLY REPORT Q2 2018

 360.834.4692

 www.camaslibrary.org

 625 NE 4th Ave. Camas, WA 98607

 library@camaslibrary.org

BORROWERS, VISITS, AND SERVICE DESK CONTACTS



Q2 2018
VISITS 51,557

Q2 2017
VISITS 50,176

% CHANGE +2.8%

SERVICE DESK CONTACTS

	Q1 2018	Q2 2018
REFERENCE	1,063	1,226
OTHER*	5,056	4,359
TOTAL	6,119	5,585

*DIRECTIONAL, POLICY ASSISTANCE, TECHNOLOGY HELP, ETC.



Q1 2018
BORROWERS 10,094

Q2 2018
BORROWERS 10,461

% CHANGE +3.6%

Q2

OUR COLLECTION AND HOW IT'S USED

CHECKOUTS Q2 2018

62,718



9%

INCREASE FROM
Q2 2017

112,356

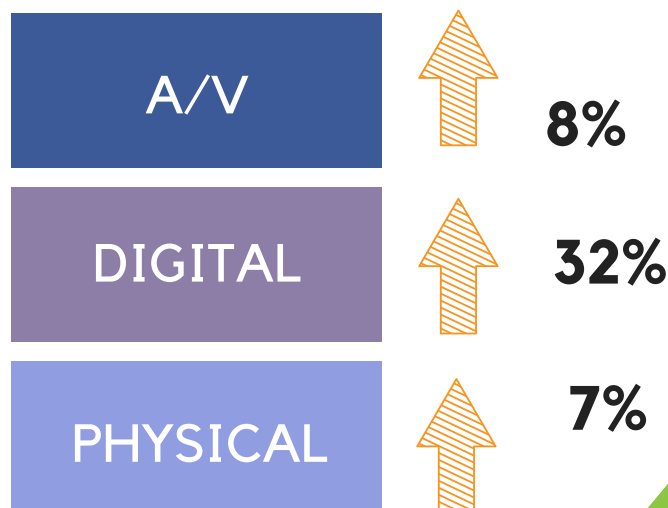
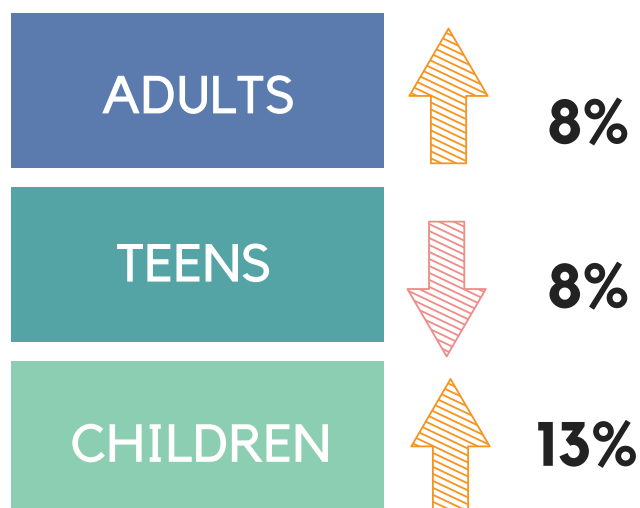
Current Holdings*

*does not include digital holdings
as the titles are co-owned as part of
a statewide cooperative

Circulation of collections compared to Q2 2017

BY AUDIENCE

BY FORMAT



Collections Most Checked Out in Q2

All top checkouts were books from our physical collection.

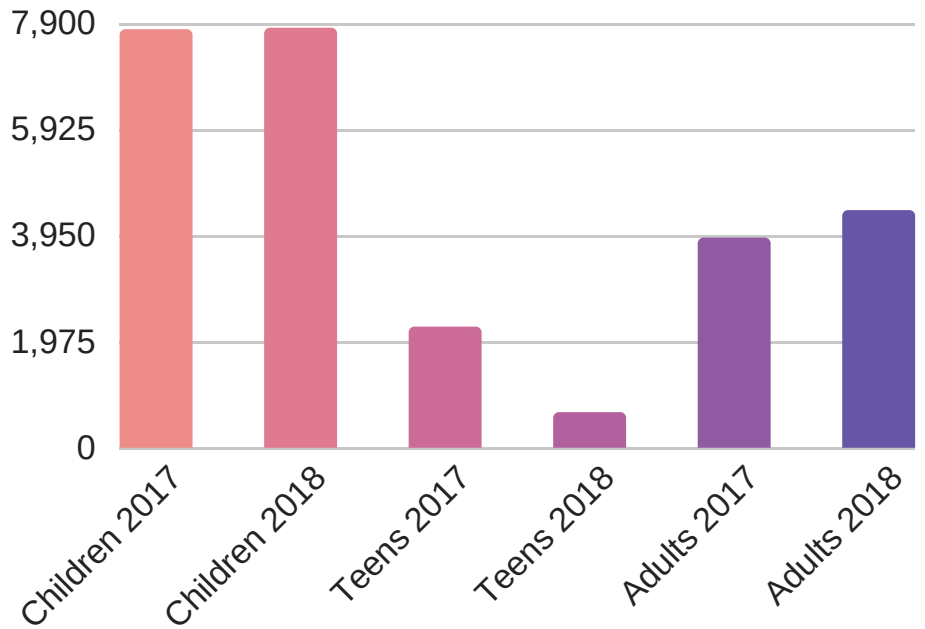
1. PICTURE BOOKS 12,465
2. ADULT NONFICTION 8,730
3. ADULT FICTION 8,572
4. CHILDREN'S FICTION 6,746
5. CHILDREN'S NONFICTION 5,160



Q2

EVENTS

Attendance at events by audience



Q2 2018 total events: **280**
up **16%** from Q2 2017



Q2 2018 total attendance: **12,910**
down **8%** from Q2 2017

Number of Events and Attendees by Category

Outreach 35 | 5,930

Storytime 151 | 4,259

STEM 13 | 680


Entertainment 12 | 555

Tour 10 | 496

Cultural 5 | 316

Informational 9 | 209

Craft 18 | 135



Book Club 14 | 124

Environmental 1 | 100

Literary 7 | 55

Early Literacy 2 | 26

Advisory 3 | 25



EVENTS Continued

top 10

community connections

by number of people seen

1. Camtown - 1,850
2. Outreach to Helen Baller Elementary - 660
3. Outreach to Grass Valley Elementary - 597
4. Outreach to Prune Hill Elementary - 550
5. Outreach to Woodburn Elementary - 524
6. Outreach to Dorothy Fox Elementary - 470
7. Outreach to Lacamas Heights Elementary - 380
8. Farmer's Market - 166
9. SRP to Camas High School - 68
10. Storytime in the Park (Dorothy Fox) - 57



Above: Storytime in the Park
Left: Creature Feature

top 10

most well-attended events in the Library

1. Creature Feature Summer Reading show - 393
2. Liberty Middle School Library Tour - 276
3. First Friday May Reception - 182
4. First Friday June Reception - 128
5. Straws documentary and speakers - 100
6. First Friday April Reception - 92
7. Summer Movie: Coco - 76
8. Mo Phillips Summer Reading show - 61
9. Tiny Tots Storytime - 60
10. Tiny Tots Storytime - 57



ROOMS & COMPUTER USE

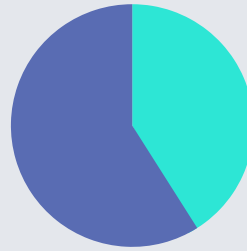
MEETING ROOMS

People who utilized the Library's meeting rooms:

1,783

{Down 8% from Q1 2018}

Other events
59%



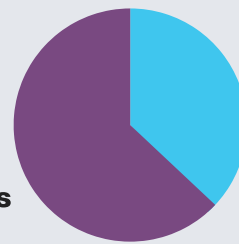
Attendees

Number of events held:

120

{Up 26% from Q1 2018}

Other events
63%



Events

PUBLIC COMPUTERS

Number of Sessions:

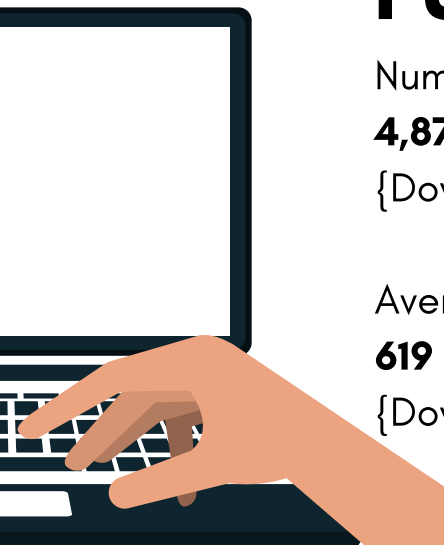
4,873

{Down 1% from Q1 2018}

Average Unique Users Monthly:

619

{Down 8% from Q1 2018}



Q2

SOCIAL MEDIA ENGAGEMENT

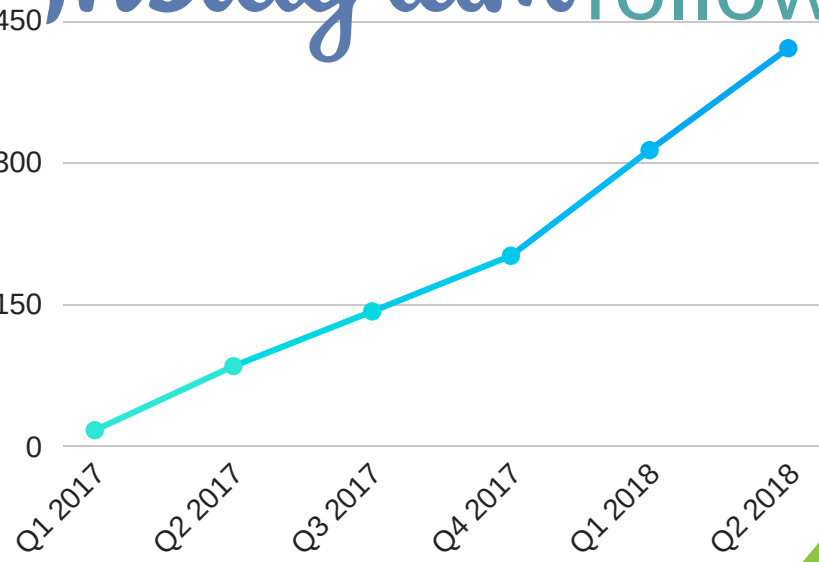


	Q1 2018	Q2 2018	% Increase
Followers	2,339	2,530	8%
New Check Ins	68	134	97%
Page Views	2,182	2,517	15%
User Reach	74,844	79,721	7%
Engaged Users	4,804	5,434	13%
Total Engagement	8,628	8,828	2%

	Q1 2018	Q2 2018	% Increase
Followers	2,399	2,435	2%
User Reach	24.8K	108K	335%




Instagram followers





Top: Little Kids Sleepover
Left: Bollywood Dancing for Teens
Right: Needle Felted Cute Critters Workshop



Camas Public
LIBRARY
Unearth something extraordinary.