

CAMAS MUNICIPAL POOL
City of
Camas
WASHINGTON



IMAGE 002

Extensive Corrosion on Filters




IMAGE 003

Extensive Corrosion on Piping,
Flanges, and Basket Strainer



IMAGE 004



Extensive Corrosion on Valves

IMAGE 005

Extensive Corrosion on Filters



IMAGE 006


Extensive Corrosion on Valves
Metal Piping in Pool System



Extensive Corrosion on
Valves and Flanges



IMAGE 008



Extensive Corrosion on Basket
Strainer Housing

IMAGE 009



taylor
R-0001
60 ml (2 fl oz)

SWIFT
ISO-TONE
Eye and Skin
Flushing Solution
Sterile Isotonic
Bubonic
8 FL OZ (237 ml)

Strantrol®
System5

1 2 3 Previous Screen Setpoint Feed Mode
4 5 6
7 8 9 Alarm
Back Space 0 Enter pH Feed
Reset Fail/Safe Print C/Br Feed

USFilter

CE



KSI
KNORR SYSTEMS, INC.
Application Specialist
Mike Frick
2011 91st Ave. NE, Suite 1000, PMB 104
Lakeland, MN 56008
Phone: (507) 221-1272
Fax: (507) 221-4000
mfrick@knorr.com

pH

IMAGE 010



IMAGE 011



Sodium bicarb

IMAGE 012



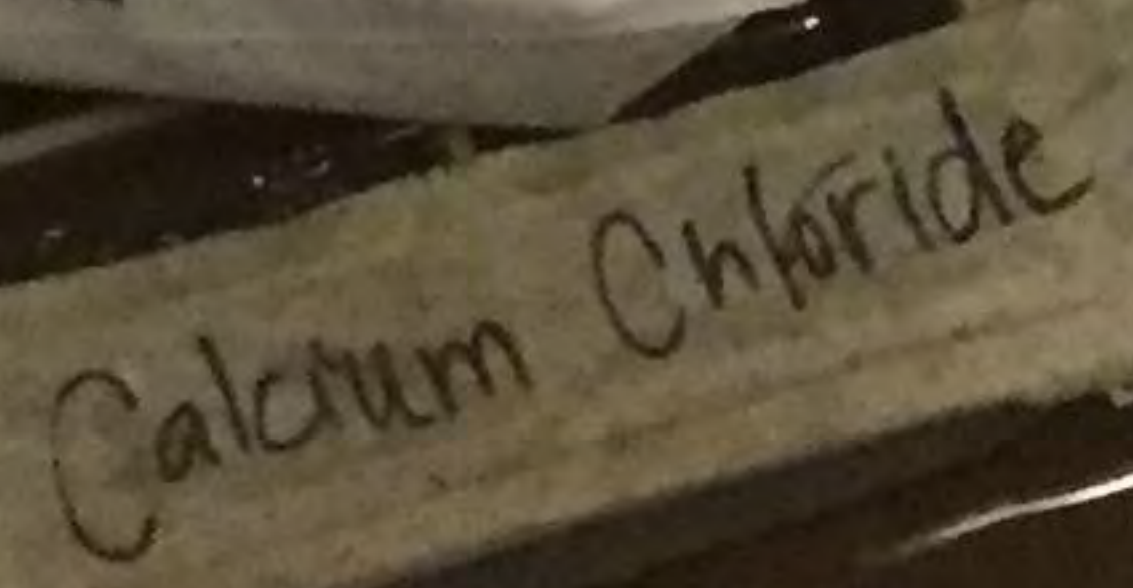
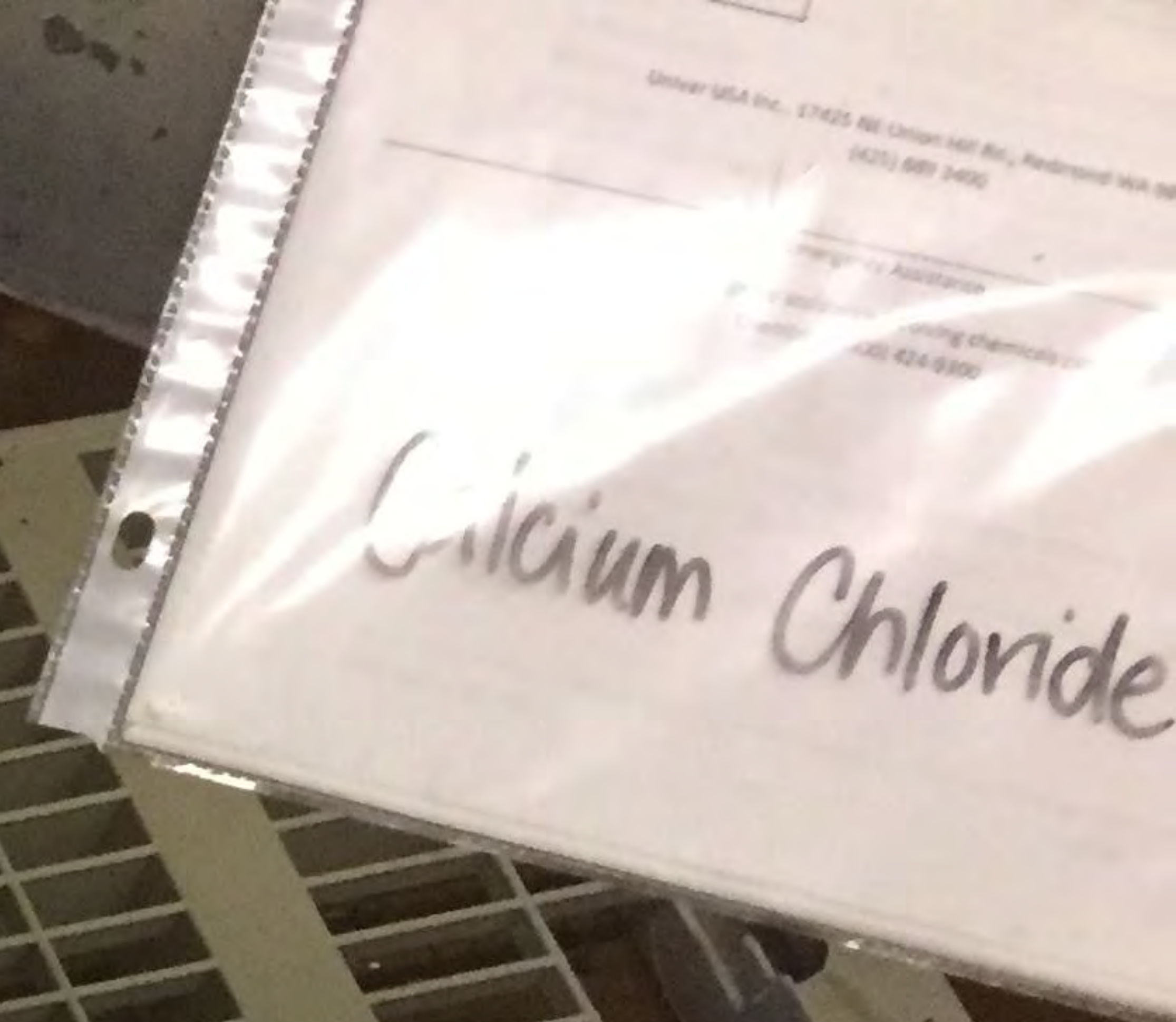


IMAGE 013



IMAGE 014

Cyanuric acid

DO NOT CUT BELOW DOTTED LINE
MURIATIC ACID

4-1 GAL. PLASTIC BOTTLES

TRANS CHEM ACID
QCRM 05:34 085

MAY BE FATAL IF SWALLOWED
CAUSES SEVERE BURNS
VAPOR IRRITANT

Muriatic Acid



IMAGE 016



IMAGE 017



IMAGE 018



IMAGE 019

Paint Chipping, Peeling,
and Flaking Away



IMAGE 020



IMAGE 021



IMAGE 022



IMAGE 023



IMAGE 024



IMAGE 025

Insufficient Gutter
Drop-Out



IMAGE 026

Return Fitting
Not Adjustable



IMAGE 027

Return Fitting
Not Adjustable



IMAGE 028



READ AND UNDERSTAND ALL INSTRUCTIONS
AND WARNINGS BEFORE USE - DETAIL COPY AT
WWW.EUROKAMMANNFACTURING.COM/SAFETY/CHITM

ITEM: SINGLE-USE MULTIPLE DRAIN USE
495 DPM - SUBMERGED SUCTION DRAIN
LIFE 30 YEARS - KALD AND FLIES
EUROPEA MANUFACTURING CO. AVE 4-26
V08 2020

IMAGE 029

Junior Pool
Vessel Cracking



IMAGE 030



Insufficient Gutter
Drop-Out

IMAGE 031



IMAGE 032



Paint Chipping, Peeling,
and Flaking Off

IMAGE 033

A photograph showing the edge of a swimming pool. The top coping is painted blue, but the paint is peeling and chipped away in several places, revealing a lighter material underneath. Below the coping is a concrete wall that is heavily weathered, stained, and discolored. Two large, dark, hand-painted crosses are visible on the wall. A small, circular, white drain cover is located on the left side of the wall. The background shows a dark, paved area.

Deteriorating Pool Paint

IMAGE 034



Extremely Poor
Paint Condition

IMAGE 035

3FT

IMAGE 036

Extremely Poor
Paint Condition

IMAGE 037



Cracking in Gutter

IMAGE 038

Cracking in Gutter
Deteriorated Paint
Scum Line Build-Up



IMAGE 039



Cracking at
Concrete Joint

IMAGE 040



Paint Chipping, Peeling,
and Flaking Off

IMAGE 041



Cracking in Gutter

IMAGE 042



Paint Chipping, Peeling,
and Flaking Off

IMAGE 043



IMAGE 044



IMAGE 045



IMAGE 046



IMAGE 047