






CAMAS PUBLIC LIBRARY

# SEMI- ANNUAL REPORT

 360.834.4692

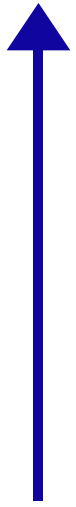
 [www.camaslibrary.org](http://www.camaslibrary.org)

 625 NE 4th Ave. Camas, WA 98607

 [library@camaslibrary.org](mailto:library@camaslibrary.org)

**JUNE  
2019**

# BORROWERS, VISITS, AND SERVICE DESK CONTACTS



First half 2019 VISITS	110,280
First half 2018 VISITS	96,608
% CHANGE	+12.4

First half 2019  
BORROWERS 24,100

First half 2018  
BORROWERS 20,555

% CHANGE +14.7%



## SERVICE DESK CONTACTS

FIRST HALF 2019	2019	FIRST HALF 2018	2018	CHANGE
REFERENCE	5,698	REFERENCE	2,289	+27.3%
OTHER*	10,399	OTHER*	9,416	
TOTAL	16,097	TOTAL	11,704	

\*DIRECTIONAL, POLICY ASSISTANCE, TECHNOLOGY HELP, ETC.

# COLLECTION

## CHECKOUTS

**160,901**


FIRST HALF OF 2019

**+24.4%**

PERCENT CHANGE

**121,583**

FIRST HALF OF 2018



**100,293**

**Current Holdings\***

\*does not include digital holdings as the titles are co-owned as part of a statewide cooperative

## INTERLIBRARY LOANS

Loans 2019: 114

Loans  
2018:  
120

Borrows 2018: 75

Borrows 2019: 175

### CIRCULATION OF COLLECTIONS COMPARED TO THIS TIME LAST YEAR

#### BY AUDIENCE

ADULTS

**+23%** ↑

TEENS

**+55%** ↑

CHILDREN

**+39%** ↑

#### BY FORMAT

A/V

**+40%** ↑

DIGITAL

**+29%** ↑

PHYSICAL

**+32%** ↑

## Most Checked Out Collections, Jan-June 2019

*All of the top ten from our print collection, unless otherwise noted.*

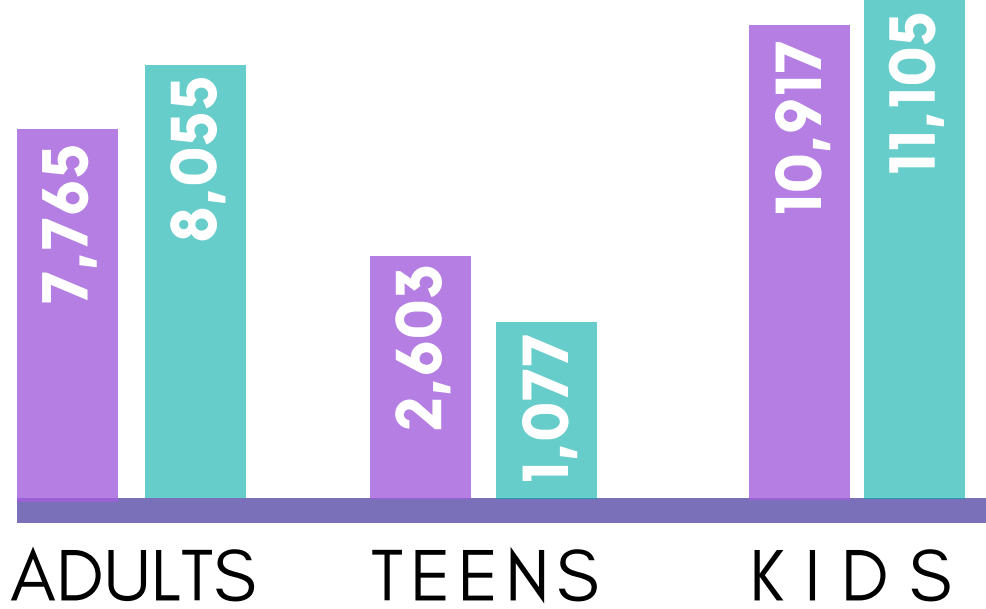
1. PICTURE BOOKS
2. ADULT NONFICTION
3. ADULT FICTION
4. CHILDREN'S NONFICTION
5. ADULT FICTION (DIGITAL)
6. BEGINNING TO READ
7. DVDs, FICTION
8. CHILDREN'S CHAPTER BOOKS
9. TEEN FICTION
10. CHILDREN'S GRAPHIC NOVELS



# EVENTS

ATTENDANCE  
AT EVENTS  
BY AUDIENCE,  
January - June

2019 2018






*Total attendance up 5% compared to last year.*

January - June, 2019

## NUMBER OF EVENTS AND ATTENDEES BY CATEGORY

Event Type	# of Events	People Attended	Average Attendees per Program
Advisory / Volunteer	17	171	10
Book Club	29	306	11
Book Sale	4	unavailable	--
Craft	42	537	13
Cultural / Diversity	30	590	20
Entertainment	23	2,883	125
Environment	4	97	24
Get to Know Your Neighbor	20	268	13
Health	14	210	15
Informational	41	1,102	27
Literary	56	967	17
Outreach	19	5,308	279
STEM	67	608	9
Storytime	274	7,765	28
Tour	6	381	64



# EVENTS Continued

## top **5** community connections BY NUMBER OF PEOPLE SEEN

1. Camtown - 1,800
2. Summer Reading Outreach to Liberty Middle School - 830
3. Summer Reading Outreach to Woodburn Elementary School - 684
4. Summer Reading Outreach to Helen Baller Elementary School - 665
5. Summer Reading Outreach to Prune Hill Elementary School - 625

## top **10** most well-attended events AT THE LIBRARY

1. First Friday, June - 262
2. Dr. Seuss's Birthday, March - 200
3. All Ages Book Swap, February - 165
4. First Friday, February - 125
5. Stuffed Animal Sleepover, May - 121
6. Presto the Magician, June - 106
7. Winter Break Movies, January - 96
8. Angel Ocasio Comedy Show, June - 91
9. Presto the Magician, Show #2, June - 90
10. Spring Break Movie, April - 70 (tie)
10. Virginia Warren Collection Ribbon Cutting, April - 70 (tie)



# ROOMS & COMPUTER USE


## MEETING ROOMS

**NUMBER OF PEOPLE** WHO UTILIZED THE LIBRARY'S MEETING ROOMS **JANUARY - JUNE 2019**

5,846

**NUMBER OF MEETINGS** IN THE LIBRARY'S MEETING ROOMS **JANUARY - JUNE 2019**

369



## PUBLIC COMPUTERS

JANUARY - JUNE 2019

**Sessions**

8,025

**Documents Printed**

21,545

**Session Length**

35 minutes (Average)

**Percentage of Documents Printed Free**

37% (Average)

Unique Users  
Monthly:

**551 (Average)**



# SOCIAL MEDIA ENGAGEMENT



**JULY - DEC 2018**

**JAN-JUNE 2019**

**% CHANGE**

Followers	2,656	2,847	7%
New Check Ins	226	217	-4%
Page Views	3,779	4,144	9%
User Reach	152,136	154,640	2%
Engaged Users	9,326	10,074	7%
Total Engagement	16,186	18,597	13%



**JULY - DEC 2018**

**JAN-JUNE 2019**

**% CHANGE**

Followers	2,405	2,436	1%
Page Views	1,377	689	-100%
User Reach	172,500	143,400	-20%

## Instagram

**JULY - DEC 2018**

**JAN-JUNE 2019**

**% CHANGE**

Followers	666	805	17%
New Check Ins	34	72	53%